

Phonics Guidance for Parents



The information in this booklet will explain the phonics teaching that your child will receive daily at school during their time in Reception, Year 1 and Year 2.

It also provides information on how you can help support your child's phonics development at home.

If you need clarification or would like to know more about our phonics teaching, please don't hesitate to contact the school and speak to Miss Tomlinson or Miss Spenceley.

Thank you for your continued support.


KS1 & EYFS staff

Read Write Inc. Phonics

Read Write Inc. Phonics is the programme we use to teach children to read and write. At Copeland Road Primary School children will be taught to read from their first week in Reception.

Speed Sounds

In Read Write Inc. phonics the individual sounds are called 'speed sounds' - because we want your child to read them effortlessly. In Reception your child will learn the sounds below by sight (document included in pack). They will also learn how to blend them together to read words. e.g. c-a-t cat.





Set 1 Speed Sounds

To begin with we learn a sound a day. We use pure sounds so that your child will be able to blend the sounds into words more easily.

Letter-sound pictures are used to help your child learn these sounds quickly.

mmaisie mmmountain is morphed into m t-t-t-tower is morphed into t



Oral blending

We teach children to read and spell using Fred. He is a toy frog who can say the sounds in words, but not the whole word. Children have to help him.

To help children learn to blend, we say the sounds as Fred and then children repeat the sounds and say the whole word. E.g. 't-o-p' and the children repeat back the blended word 'top'.

Here are two ways you can use Fred Talk at home:

- Play Fred Games together (Document included in pack)
- Speak like Fred throughout the day e.g. time for l-u-n-ch! Let's p-l-ay!

Blending to read words

For each word your child will be taught to 'sound out' the word and then to blend the sounds together, e.g. p-a-n pan, c-l-a-p clap. In school we continue to refer to this as Fred talk. Pupils will practice blending to read words daily in school.


To watch videos on pronunciation and how we teach sounds this is available on the following websites:

<https://www.oxfordowl.co.uk/for-home/find-a-book/read-write-inc-phonics--1/>

<https://www.youtube.com/watch?v=IFyDwUKSw7Y&list=PLDe74j1F52zSCiOMSn3zQDSzgu9TrbQ1>

Speed Sounds Sets 2 and 3: The long vowels

Once your child knows all Set 1 sounds by sight and sound and uses them to blend to read words, we start teaching Set 2 initially and then Set 3 long vowel sounds. Your son/daughter will need to learn that most vowel sounds have more than one spelling. E.g. a-e ay and ai.



Set 2 and 3 sounds are digraphs, they are taught as special friends, and they are two letters that make one sound.

Sound blending

When your child begins to learn special friends (digraphs) they will be taught to say the special friends first then blend for example with the word snow they will learn to identify and say the sound 'ow' then sound out s-n-ow and blend to read snow.

When your child begins to learn set 2 sounds, resources will be sent home to support your child. If you would like any additional resources or have any queries, please come into to discuss this with your child's teacher.

Online Virtual Classroom

Once a week we will send home videos on the app for your child to watch at home. These are 5 minute videos that recap sounds and words they have been learning to read in phonics that week.

Resources for home use

<https://www.oxfordowl.co.uk/for-home/find-a-book/read-write-inc-phonics--1/>

<https://www.ruthmiskin.com/en/find-out-more/parents>

https://www.youtube.com/channel/UCFqZcj-GHOdkMApIHrq_i7w

We want to ensure that all pupils become confident readers and this is a priority for us at Copeland Road Primary School. We encourage that parents and carers also spend time reading at home. Just reading for ten minutes a day will make a huge difference to your child's confidence and reading.

If you have any further questions about phonics or how to support your child's reading please contact Miss Tomlinson or Miss Spenceley via the school office or the app.

Thank you for your support.